

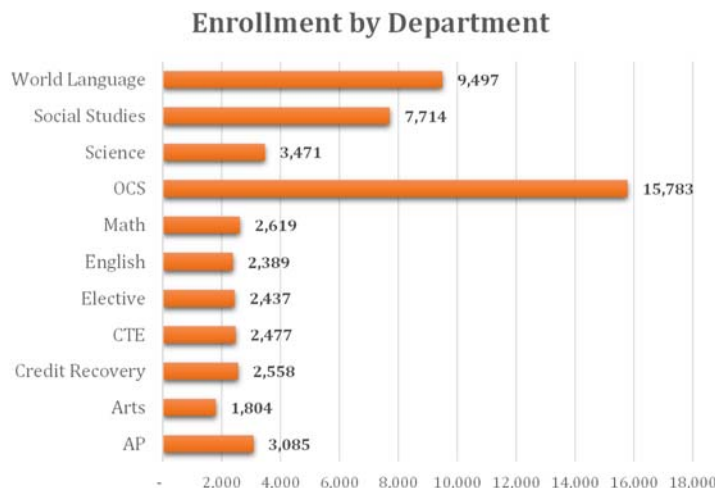
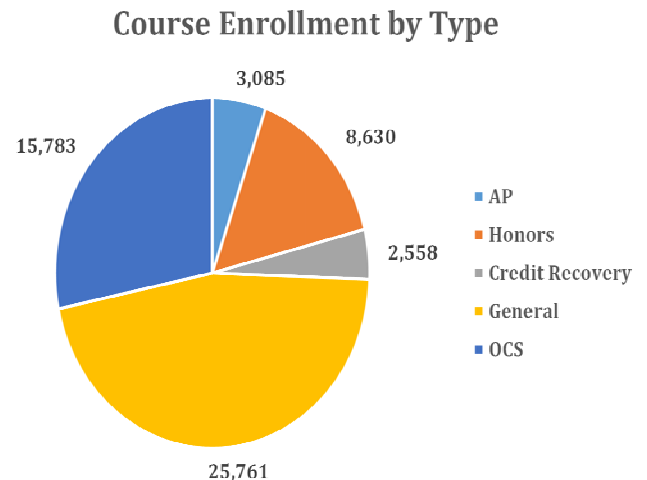
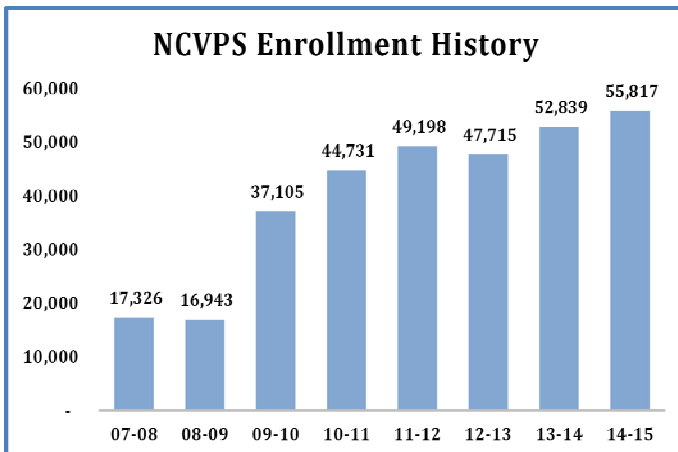


North Carolina Virtual Public School

NCVPS 2014-2015 Scorecard: The scorecard is designed to highlight the successful statewide use of NCVPS. Critical metrics show student performance, our top enrolling districts as well as the most popular courses. Information about course including type and department is also included.

Top Enrolling Districts	Enrollment	% of 6-12 ADM
Charlotte-Mecklenburg	6,947	9%
Wake County Schools	5,707	7%
New Hanover	2,751	20%
Charter Schools	2,281	
Cumberland County	1,848	7%
Cabarrus	1,694	10%
Union County Schools	1,519	6%
Alamance Burlington	1,456	12%
Moore	1,396	20%
Nash-Rocky Mount	1,272	15%

Top Courses	Enrollment
Success 101	2,068
OCS Applied Science	1,653
OCS Biology	1,481
OCS Intro to Math	1,475
OCS Financial Management	1,428
OCS American History 1	1,385
Psychology Honors	1,321
OCS American History 2	1,275
OCS English 2	1,265
OCS Math 1	1,218



NCVPS Numbers "To Know"	
Pass Rate	83.1%
2014-2015 Course Enrollments	55,817
2014-2015 Unique Students Enrolled	35,966

"Expanding Minds, Expanding Opportunities, Expanding Connections"

For questions about the district scorecard, contact Mia Murphy (mia.murphy@ncpublicschools.gov).

North Carolina Virtual Public School ★ 919.513.8550 ★ info@ncvps.org ★ www.ncvps.org

Follow us on Facebook and Twitter: <http://www.facebook.com/ncvps> ★ <http://www.twitter.com/ncvps>